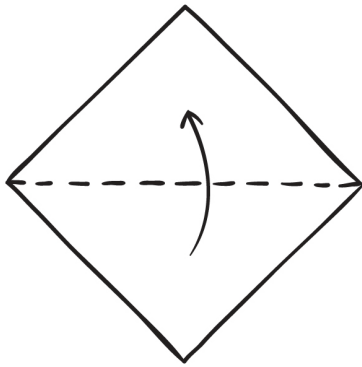


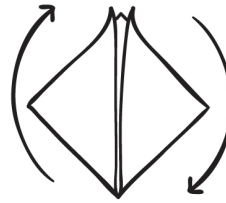
# PAPER CATS 🐾



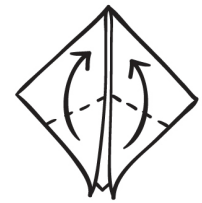
1. fold a square of paper in half



2. fold the bottom corners to the top



3. turn it around



4. fold the bottom flaps up so the tips poke over the top to make ears



6. fold the top and side corners in



7. turn it over



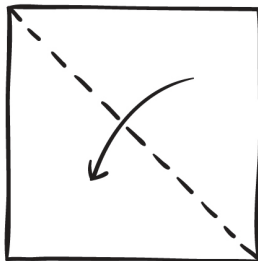
8. turn the front flap up



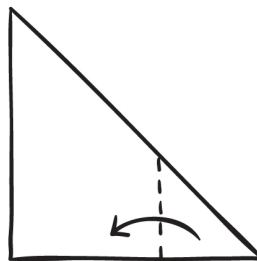
9. turn the corner down to make a nose




10. turn the back flap to the back



11. fold another square of paper in half



12. fold the right corner in




13. slide the body into the head

## Cat fact

An unsterilized cat can have 180 kittens in her life time!  
Could you keep or find homes for so many cats?

©hero-in-my-hood.co.za



14. make a few smaller kittens, add some stripes and patches!

See if you can make 180 paper kittens!