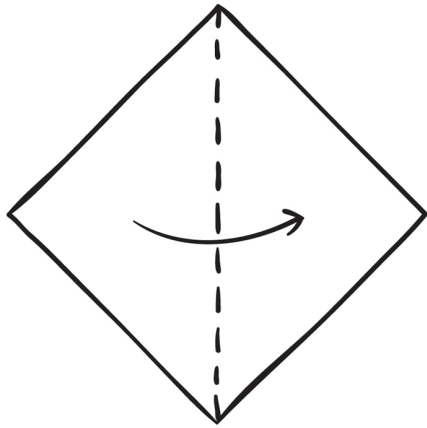




# PAPER PENGUINS



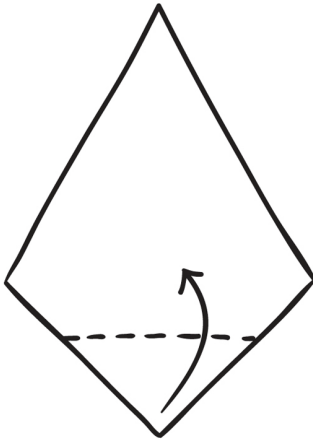
1. fold a square of paper in half



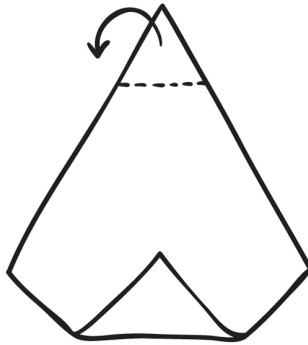
2. fold the side in on the dotted line, do the same at the back



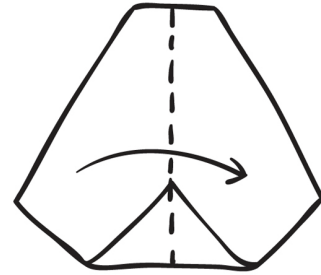
3. open up the paper with the folded in sides at the back



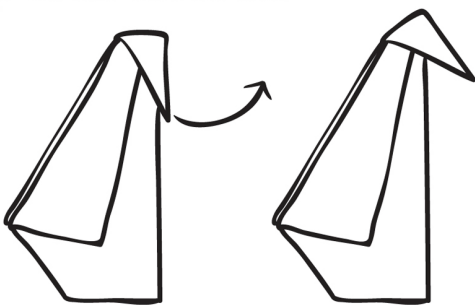
4. you now have a kite shape, fold the bottom point up on the dotted line



5. fold the top point back on the dotted line



6. fold the paper in half up the middle



7. now lift up the head

## African Penguin fact

A group of penguins on land is called a 'waddle' of penguins!



8. make a few friends and draw on some feathers and faces!

